

styled  
three  
ways

BROUGHT TO YOU BY  
BOWERBIRD

# *Introduction*

At BOWERBIRD every property is approached with a unique and individual design to elevate its appeal. Furniture, accessories and colour palettes are all selected to create the atmosphere, complement the architecture, reflect the style of the home and reference the location and lifestyle.


From our experience in curating beautifully styled spaces for thousands of properties, we have simplified our aesthetic into three core styles incorporating some fundamental ideas.

**Classic:** Refinement, elegance and high-quality design are always in fashion. A classic style is predominately represented in period homes with traditional architectural features, where the focus is on complementing the existing character, charm and ornate details.

**Contemporary:** Derives from a wide range of influences including Scandinavian, Industrial and Coastal aesthetics. A contemporary home refrains from unnecessary embellishment and rather is defined by a sense of openness, clean lines, high ceilings and modern architecture, which celebrates innovative design.

**Luxury:** A luxury property exudes sophistication, elegance and quality craftsmanship. These homes often feature beautiful high ceilings and are flooded with natural light. When styling a luxury home, large-scale furniture plays with proportion and dimension to create a symmetrical and structured look.


**Styled three ways** is a distillation of these ideas, describing the practical steps to style the most important rooms in your home in three distinctly different ways.



# How to style your bedroom... *three ways* →

Traditionally speaking bedrooms aren't primarily designed for show, they are private spaces intended for rest and relaxation. However if you take inspiration from the following three popular design styles, you could successfully elevate your bedroom to be the hero of the home.

## *Contemporary*



Commonly referred to as the oasis of the home, a bedroom can easily be transformed into a peaceful retreat within a contemporary home.

Your bed is the most important piece of furniture in the room, even if it's the only piece of furniture! It establishes scale and presence. A statement bedhead is a good place to start and a bold or interesting fabric creates a strong impact. Choose a bedhead with extra height to create a dramatic twist on a classic design. It can make a low ceiling seem higher, and it can keep your bed from looking lost if the room has high ceilings.

Changing the paint colour on the walls is an affordable way to transform your bedroom

interior. Consider a neutral palette and paint the furniture, built-in cabinetry and storage all in the same colour to convey a more spacious and cohesive room.

When styling soft furnishings such as scatter cushions, throws and accessories, continue the neutral scheme to complement the contemporary aesthetic. Simplicity is key, but one or two pops of colour will add interest. Focus on textures such as leather, linen or cowhide to create a subtle yet sophisticated statement, while softening the space. Consider pendant lighting to add dimension to the overall design.

# Luxury

A luxurious bedroom is the perfect place to unwind and an exciting room in itself. The key is to draw inspiration from your favourite boutique hotel and approach styling with scale and proportion at the forefront of your mind.

Nothing says glamour like a glorious oversized bed. It's an investment you won't regret, so if you have the space for a king bed, it will set the tone for a refined and elegant atmosphere.



A minimal, yet sophisticated colour palette including jewel tones such as rich blues and greys create a calming master bedroom. Don't shy away from layers of cushions and throws, a silk throw has a luxurious and subtle sheen to it. A considered combination of pattern and texture increases the visual impact without overwhelming the space. Symmetry can enhance the sophistication of the bedroom so it reflects the perfect marriage of classic style with a distinctive modern flair.

Effective lighting is the key to achieving the perfect atmosphere. Flank your bed with matching complementary lamps and ensure the size is in proportion to the room. Finishes such as metallic, glass and brass allow the scheme to be both rich and restful. Often texture and warmth is overlooked when it comes to flooring, so if you have floorboards, add a patterned rug, cowhide or soft lamb's wool rug to the side of the bed.



## *Classic*

The aspiration for any bedroom should be a space that is calming and refined. White on white can create a perfect sleeping sanctuary but can also be a strong motivation to start the day. Classic styling favours a more traditional home, where the features and architectural design provide a strong presence. When choosing accessories, you should focus on quality and detail, such as white linen bedding and warm tactile wool throws. Layering and texture is at the heart of classic interiors.



Natural finishes can enhance the calming ambience. Exposed bulbs, raw wood bedside tables and sisal rugs can highlight the character of the room. A neutral palette doesn't mean dull, so select soft and soothing hues such as white, cream and taupe to elevate the timeless appeal. Classic styling embraces a slightly formal aesthetic, so placing cushions in a symmetrical fashion provides a natural elegance.

Bedroom lighting options are extensive, so consider adding sconces over matching bedside tables to visually extend the width of the bed. The sconce was once a very traditional lighting fixture, but has recently undergone a reinvention and is the perfect addition to a classically styled space.

# How to style your living room... *three ways*

A living room has so much potential for beautiful styling, whether it's a complete revamp or a chic shake up. However it's imperative to find the perfect combination of style, comfort and practicality. Even a few simple changes can maximise space and light and transform one of the most lived in rooms in your home.

Here we explain how to achieve all of this,  
in three distinctly different ways.







## *Contemporary*

Spatial planning is one of the most important elements of a living room. Your sofa is a fundamental piece that dictates your innate style, so buy furniture that represents you – just keep an eye on proportions. Contemporary living rooms draw on techniques of modern architecture so choose a sofa with sleek lines and a low profile that will combine well with open space. The challenge is to create a harmonious minimalist living room that exudes a warm ambience. Restraint is imperative, so avoid clutter. “Quiet” spaces will accentuate styled spaces.

There are many ways to incorporate colour into your living room. The trick with contemporary interiors is to balance bright colours in artwork and accessories with strong neutral paint colours for a look that’s vibrant but not overpowering.

The coffee table is a central piece in any living area, so it’s a great idea to style it in an appealing, but uncontrived way. Focus on size and stick to the motto, less is more. A vignette may include large hard cover books (architectural or travel related), magazines, and a favourite candle.



A rug really anchors the space and creates distinct zones. Regardless of your style the main rule is be generous with the size and scale according to the room. However in a contemporary interior, exposed flooring is a strong feature and it's popular to showcase floorboards or large scale tiles. However to create an interesting and stylish layer, consider commercial grade rugs. Add colour and texture with plain or geometric-patterned area rugs.

Lighting should create a soft ambience in the living area. Avoid task lighting and focus more on layered lighting. Ideally lamps should be placed either, next to, between or behind sofas. A statement floor lamp can make a strong impact in a contemporary interior so consider an industrial style that has presence.



## *Luxury*

---

A refined and high end aesthetic can still be comfortable while styling a luxury interior. Plush sofas and armchairs dictate the feel and tone of your room and the scheme will introduce texture to a neutral palette. Think leather, sisal, linen and other natural materials. Texture can also be found in artwork and lighting, so consider the overall aesthetic when styling. Luxury living room designs are not all about extravagance; there is more beauty in simplicity so a monochrome scheme can prove a powerful combination.

When in doubt choose dual accents for a glamorous feel and a balanced look. Side tables, or butlers tray tables are chic and convenient when placed on either side of the sofa and matching lamps can

provide a relaxed ambience. A vase of fresh flowers adds luxury— go for width not height, so they don't overwhelm the space. Artwork is just as important as furniture to convey personality and since trends are transient choose art that you love. Proportion, colour and texture can be referenced for styling. A major art piece will provide a luxurious effect.

While plants can be favoured for their natural beauty, they also provide a calming ambience and a fresh feeling in any living room space. Varieties such as the Fiddle leaf Fig, Banana Tree and the easy to care for Rubber Tree Plant have a combination of volume and sculpture, adding contrast to an interior. A refreshing approach would be to layer plants in different size pots.

## *Classic*

A classic living room is often spacious with abundant light so position your couch under an oversized window to allow the light and outdoors to be the focal point of an otherwise neutral room. Leather sofas add character and will age and patina beautifully over time, while eclectic furniture can accentuate the period details without constraint. A space saving secret is to choose a few full-size furniture pieces instead of cramming in lots of smaller ones. The living room will feel larger, and you won't compromise on style or comfort. A classically styled interior may include subtle muted tones in scatter cushions and throws.

A nest of marble or oak tables can provide style and practicality. They are on trend, a great space saver and also minimize spillages! Coffee table styling could also include a few special decorative items or collectables from your travels. Rotating your accessories every few weeks provides a fresh perspective, so don't feel the need to display everything at once!

Think creatively and set up your bar cart as an end table which will provide functionality. Styling could include a decanter and crystal whisky glasses or wine glasses. Add a colourful indoor plant and some statement candleholders to complete the look. For a modern classic aesthetic get creative with an eclectic gallery style wall. For a cohesive look, work with a theme such as all black frames. Alternatively a mix of frames adds individual style.

# How to style your entrance... *three ways*



First impressions count so make your style intentions clear from the moment you step in the front door. The entrance sets the tone for the rest of your home, so it's the perfect place for going bold with your decorating choices and experimenting with clever storage and furniture ideas.

Here we explain how to make an entrance, in three distinctly different ways.





The overall aspiration of a contemporary home should be stylishly refined and visually impactful. Quality finishes and open spaces are impressive within themselves, so focus on scale and craftsmanship when styling your entrance. This transitory space is the perfect place to showcase a sleek marble or timber console table. Proportion is paramount when choosing furniture and accessories. A large statement mirror or bold artwork can inject energy and draw your attention to the high ceilings. Accessories should focus on quality not quantity. To avoid cluttering the hallway consider sculptural or curved decorative pieces in a bold colour to make a statement. You can't go past pendant lighting to bring vibrancy to a space.

An organised contemporary entrance needs to focus on function as well as fashion, so choose smart storage solutions based on your own requirements. If you tend to dump everything at the door, and your entryway is large enough, include some built-in joinery. A sleek and modern aesthetic is maintained when your belongings aren't on display.

Alternatively, floor-to-ceiling shelving units can maximise a less than palatial hallway by creating a dedicated place for your daily items such as shoes and coats, but also provides a way to display your favourite pieces.



## *Luxury*

Your entrance doesn't require a sweeping staircase and a sparkling chandelier to be considered luxurious. Every home can have a dramatic interior without being ostentatious. Impress from the outset by decorating this zone with a textured or graphic wallpaper to create a whimsical and glamorous look – sometimes we have to take a risk. An upholstered bench or velvet stool will add a touch of glamour. Utilize this prominent entrance space to add elegant details that will elevate the overall ambience

of your home. Rather than one feature pendant light, add symmetry and balance by incorporating two statement lamps in finishes such as brass, copper or metallic to emulate subtle sophistication. There's nothing more welcoming than a scented candle, but don't just have it for show, use it. Fresh flowers such as white David Austin roses exude sophistication or even consider a vase of organic cotton for an interesting feature that's tactile.

# Classic



If you are fortunate enough to live in a home with original period features, it's imperative to embrace the style and history of the home when decorating your entrance. Architectural cornices, high skirting boards or original flooring are the stars of the show, so choose carefully in order to highlight these details, don't fight against them. Neutral colours accentuate a bright and spacious entrance so add a fresh coat of paint to give prominence to ornate wall details. Wallpaper is the perfect way to elevate any traditional property, so consider a bold design to make an impact which reflects the colour palette in the rest of your interior.

Antique furniture obviously complements any classic scheme, and a timber bench or console is both practical and stylish. Add a statement chandelier or pendant light to create a central focal point and position a mirror above it to increase the sense of space. A rug or runner will add warmth and further accentuate a feeling of space and continuity. Brighten up a statement floor simply by adding greenery such as a plant in a seagrass basket.

---

CONTEMPORARY . LUXURY . CLASSIC



# How to style your dining room...

## *three ways*



The modern dining space is a constantly evolving concept, regardless of whether you have a separate formal room dedicated to dining, or you eat your meals at your kitchen island bench. With a focus on furniture, fabric and finishes, a stylish and intimate space can be achieved.

Here we explain how, in three distinctly different ways.





## *Contemporary*

When choosing furniture consider how often you will use the space. If you plan on using your contemporary dining room on a daily basis, well-crafted furniture will stand the test of time. A minimalist look can still have a warm ambience, so source modern dining chairs that share a common design element. If you favour a coastal or Scandinavian aesthetic, an oak table with sleek lines will add a more relaxed feel to an otherwise formal room. Replacing chairs with benches will also provide a more informal space while maintaining a minimalist design approach. Benches haven't traditionally been associated with dining but communal seating is not only a space-saving option, but creates a more intimate dining experience.



It's all about neutrals in contemporary design, however neutral doesn't necessarily mean beige and white. With the popular Scandinavian influence in interior design, muted tones extend to beautiful blush pinks, pale greys and camel tones, which allow for flexibility when matching your accessories.

Make sure and scale up when it comes to styling your space. The recent trend for oversized mirrors and artwork help to define the zone. For a realistic and efficient approach to

styling, stack your favourite ceramic bowls, plates and cookbooks, along with a few linen napkins on a well-proportioned tray. Equally, vessels in different shapes or sizes are a beautiful and simple way of styling your table.

Your focus should be on texture and contrast when decorating, as too much of the same finish would make the area feel cold and impersonal. Natural elements like statement rustic antlers will add contrast to a shiny, contemporary dining space.

## *Luxury*

A luxurious dining room is no longer defined by an opulent crystal chandelier, instead let subtle sophistication rule the room. Focus on glamour with an impressive lighting feature like a trio of pendants. If the dining room is more a space than a room, make sure there is a connection with the existing interior, for a seamless scheme.



Luxury is synonymous with comfort so don't overlook the importance of comfortable chairs, also go into the store to try before you buy, as not everything is as it appears on the internet. Upholstered dining chairs give a sense of sophistication and glamour.

To create a home that feels curated not contrived, focus on pattern and don't underestimate the importance of texture in every form, from light fixtures to fabrics and wallpapers. A combination of luxe accessories in the dining room, such as a timber table with gold pendant lamps is surprisingly polished and fresh.



Add some floral flair with a vase of fresh flowers or green leafy branches, which will bring colour and life to your dining space. You don't necessarily need to go to the florist, so consider Eucalyptus branches or fig branches for a sculptural feel.

Include a sideboard or console to provide style and maximise storage, but don't forget this surface also needs a little styling. Group items on a tray as they make any arrangement of items look cohesive and stick to odd numbers for balance. You can use a variety of materials such as concrete, metal, and marble and mix heights and sizes for interest. A burning candle will add warmth and romance.

# Classic

A formal dining room in a more traditional home is best suited to a dedicated space. Start by sourcing a table you love. Rectangular dining tables are very versatile; a round table is best in a tight space and also a great way to encourage conversation. A square dining table can be a dramatic addition to a dining zone.



Create a dining area with banquet seating to maximize space and add casual charm to a traditionally formal room. When it comes to choosing colours, dark shades of green are becoming increasingly popular in interior palettes. Paint your dining space a rich shade of green to create a wintery Scandinavian backdrop for furs, tan leathers, brass lamps and natural fabrics such as linen. Use soft accessories such as a lambskin rug on a chair or cushions to add depth and incorporate colours from the outdoors.



For a modern take on classic design – consider painting beautiful Thonet chairs in a contrasting colour. They will complement a dark timber table, and the effect is a clean colour palette with a timeless vibe. Unless you're experienced, leave the painting to the experts.

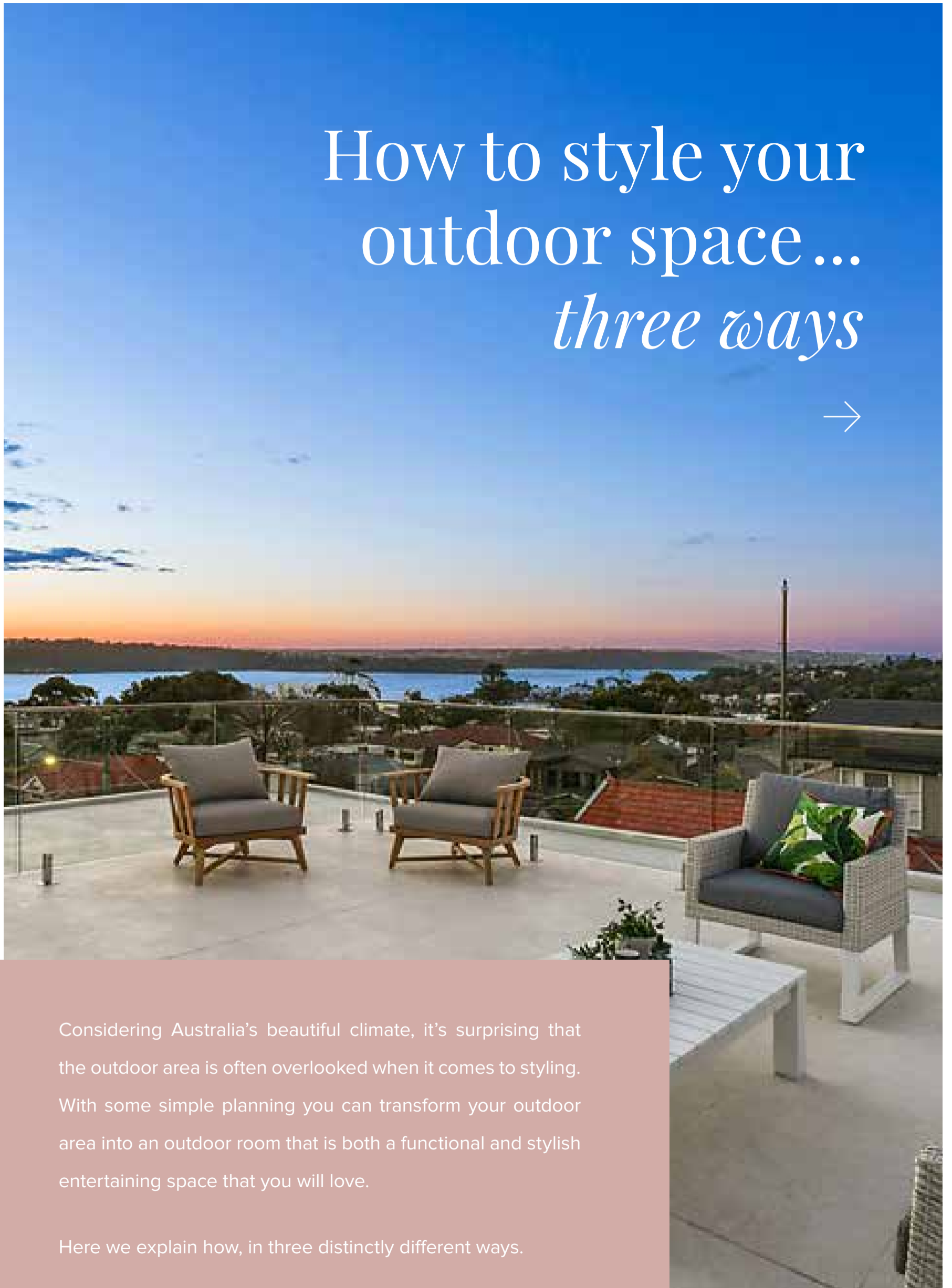
For those keen to challenge traditional styling conventions, why not create a stylish dining vignette using a tray or cutting board and introduce a scheme with timber blush pink and copper. Use items that relate to the dining space such as salt and pepper grinders, ceramic plates and glassware has a striking silhouette but doesn't dominate. According to the rules of styling, items arranged in odd numbers are more appealing to the eye, so consider injecting colour by styling with three vases and use a trick of adding greenery to one.

# How to style your outdoor space ... *three ways*



Considering Australia's beautiful climate, it's surprising that the outdoor area is often overlooked when it comes to styling. With some simple planning you can transform your outdoor area into an outdoor room that is both a functional and stylish entertaining space that you will love.

Here we explain how, in three distinctly different ways.







## *Contemporary*

To achieve an inspiring outdoor entertaining space, focus equally on your outdoor and indoor areas. Aim for a relaxed zone for everyday living and a more formal area for dining and entertaining.

Quality designer outdoor furniture will complement a minimalistic style property; just ensure it proportionally matches the scale of your home. Low dining chairs with simple lines will make a strong statement without overpowering the space.



Contemporary styling is just as important when making an impact on outdoor spaces. A modern style garden is likely to feel very open – accentuating the sense of space. With a strong focus on design, incorporate large-scale pots to allow the outdoors to reflect its surroundings. The aim is to avoid clutter and confinement, so often one feature pot containing an established plant is perfect for making an impact. Plants such as frangipani or agave can enhance the resort style ambience.

Just like inside your home, the key to styling a contemporary space is to add warmth and texture. Don't be afraid to embrace the current monochrome Scandinavian trend by mixing contrasting natural elements such as timber, linen and marble on the

table and incorporate brass lanterns and candles clustered on trays.

When styling the outdoors of a modern coastal home, maintain a minimalist ethos with clean lines and a low-key approach. The composition of colours and materials should reflect the outdoor elements, but push the boundaries when it comes to playing with accent colours. Green or blue scatter cushions will provide a nautical reference without being too literal. Styling with textured throws are not only practical but can visually soften the hard lines of structured furniture, also adding warmth on a cool evening around a fire pit. An outdoor shower is the perfect mix of a practical and impressive feature to complete that beach side atmosphere.



## *Luxury*

Allow your lifestyle to inspire your outdoor setting. If you love nothing more than hosting long relaxing lunches, then you should focus on creating a dining zone.

Simple rattan furniture provides a luxurious but relaxed island vibe. The tropical trend is about a luxe resort feeling, so add cushions in botanical prints for a subtle nod to nature. To achieve a tropical Palm Springs feel, accessorize with classic nautical fabrics like stripes and geometric patterns in soft furnishings. Pairing pastels with layers of white will maintain a fresh and light aesthetic.

When styling your dining table, you can balance both formal and fun by adding linen tablecloths and napkins in natural tones. Don't forget you

can use your "good cutlery", silverware or copper tableware for a glamour. Steer clear of any plastic "outdoor" tableware – leave that for the kids table!

Every room in the house needs a feature piece and your outdoor area is no exception. Look for a nook or balcony to create something special. A hanging egg chair, day bed, hammock or sun loungers will work perfectly if you have a cozy suntrap and will bring glamour and intimacy.

If you don't have an outdoor kitchen, set up a drinks trolley to emulate that vacation feel and style with wine glasses, decanter and cocktail utensils. If you reside close to the beach or have a pool, focus on function and fashion with Turkish towels and straw hats.

## *Classic*

The right soft furnishings can elevate any outdoor room regardless of size limitations. To complement a classically designed period home it's imperative your furnishings not only suit the style of the home but are also durable if they are exposed to the elements.

The best way to create a cohesive entertaining space is to replicate your interior design. Begin with spatial planning and choose a sofa and seating that reflects the same aesthetic. Don't overlook glamorous touches simply because you're styling an outdoors area. Where possible include elements that provide intimacy, such as pendant lights and mirrors to reflect light. Textured rugs on hard surfaces will add sophistication and warmth. Keep in mind the importance of a good quality and well-proportioned coffee table, along with stools, side tables and ottomans, this will increase versatile seating options and give your guests a spot for their drinks.

It's worth investing in a couple of outdoor cushions that you really love.

While they may cost a little more to begin with, specialist outdoor fabrics will definitely stand the test of time. Stick to a neutral colour palette, including cream, white or taupe so you can add in a few more affordable ones in contrasting accent colours. Bench seating is a great space saving option and discuss with an upholsterer about custom-made cushion covers in a fabric to suit your colour scheme.

# BOWERBIRD

LOVE THE DETAIL

We remind people about the things they love.  
About the significance of life's small but intentional details.  
About places they want to live in and own.

visit. [bowerbirdinteriors.com.au](http://bowerbirdinteriors.com.au)

call. 02 9531 2233